










EXCESSIVE \$AVING\$

Indoor, Outdoor & Lamp Promotion

Promo Valid Until 10.31.24 (or while supplies last)

OUTDOOR

Image	Item #	Description	Quantity	Promo Price
	AR60UT4-CSBACR	SLIM AREA LIGHT-60W, 120-277V, TYPE 4, CCT SELECT 3/4/5K, BRONZE, STRAIGHT ARM, CONTROLS READY	30	\$53.75
	AR100UT4-CSBFCR	SLIM AREA LIGHT-100W, 120-277V, TYPE 4, CCT SELECT 3/4/5K, BRONZE, FLEXIBLE ARM, CONTROLS READY	26	\$69.72
	AR60UT3-50BA	SLIM AREA LIGHT GEN 2 - 60W, 120-277V, TYPE III, 5000K, BRONZE, STRAIGHT ARM, 10KV SS	52	\$52.30
	AR60UT3-CSBKCR	SLIM AREA LIGHT-60W, 120-277V, TYPE 3, CCT SELECT 3/4/5K, BRONZE, SLIPFITTER, CONTROLS READY	16	\$55.28
	AR60UT3-CSBACR	SLIM AREA LIGHT-60W, 120-277V, TYPE 3, CCT SELECT 3/4/5K, BRONZE, STRAIGHT ARM, CONTROLS READY	11	\$55.98
	MSF15UW-CSBKTYPC <small>JUST ADDED!</small>	SLIM FLOOD, 15W 120-277V, WIDE, 3/4/5K SELECTABLE, BRONZE, KNUCKLE 1/2" THREADED NIPPLE & YOKE MOUNT, PHOTOCELL	171	\$27.59
	MSF25UW-WCSBKTYPC <small>JUST ADDED!</small>	SLIM FLOOD, 25W 120-277V, WIDE, WATTAGE/CCT SELECTABLE, BRONZE, KNUCKLE 1/2" THREADED NIPPLE & YOKE MOUNT, PHOTOCELL	511	\$28.59
	MSF60UW-WCSBKTYPC	SLIM FLOOD, 60W 120-277V, WIDE, WATTAGE/CCT SELECTABLE, BRONZE, KNUCKLE 1/2" THREADED NIPPLE & YOKE MOUNT, PHOTOCELL	400	\$46.00
	MSF70UW-CSBSKRPC	MAXLITE SLIM FLOOD 70W 120-277V WIDE CCT SELECTABLE BRONZE SLIPFITTER KNUCKLE MOUNT WITH NEMA 3-PIN RECEPTACLE	178	\$46.25

Must use promo code: **EXCESSIVE4-24**

Promo Valid Until 10.31.24 (or while supplies last)





OUTDOOR

Image	Item #	Description	Quantity	Promo Price
	MSF70UW-CSBYRPC	MAXLITE SLIM FLOOD 70W 120-277V WIDE CCT SELECTABLE BRONZE YOKE MOUNT WITH NEMA 3-PIN RECEPTACLE	105	\$44.44
	MSF90UW-CSBSKRPC	MAXLITE SLIM FLOOD 90W 120-277V WIDE CCT SELECTABLE BRONZE SLIPFITTER KNUCKLE MOUNT WITH NEMA 3-PIN RECEPTACLE	127	\$40.10
	MSF90UW-CSBYRPC	MAXLITE SLIM FLOOD 90W 120-277V WIDE CCT SELECTABLE BRONZE YOKE MOUNT WITH NEMA 3-PIN NEMA RECEPTACLE	124	\$44.48
	MSF105UW-WCSBYPC JUST ADDED!	SLIM FLOOD, 105/95/85W 120-277V, WIDE, 3/4/5K/WATT SELECTABLE, BRONZE, YOKE MOUNT, PHOTOCELL	52	\$74.70
	MSF200EUW-WCSBYCBPR7 JUST ADDED!	SLIM FLOOD, LOW EPA, 200W/180W/150W 120-277V, WIDE, WATTAGE/CCT SELECTABLE, BRONZE, YOKE, 7PIN RECEPTACLE, SHORTING CAP	115	\$68.71
	MSF300EUW-WCSBKCBPR7 JUST ADDED!	SLIM FLOOD, LOW EPA, 300W/280W/260W 120-277V, WIDE, WATTAGE/CCT SELECTABLE, BRONZE, SLIPFITTER, 7PIN RECEPTACLE, SHORTING CAP	303	\$85.97
	MSF300EHW-WCSBKCBPR7 JUST ADDED!	SLIM FLOOD, LOW EPA, 300W/280W/260W 277-480V, WIDE, WATTAGE/CCT SELECTABLE, BRONZE, SLIPFITTER, 7PIN RECEPTACLE, SHORTING CAP	35	\$104.60
	FMS30UW-50BKTPC	FLOODMAX: 30W, 120-277V, WIDE, 5000K, BRONZE, 1/2" THREAD KNUCKLE MOUNT, 120-277V BUTTON PHOTOCELL	163	\$27.83
	FMM80UW-50BKTPC	FLOODMAX: 80W, 120-277V, WIDE, 5000K, BRONZE, 1/2" THREAD KNUCKLE MOUNT, 120-277V BUTTON PHOTOCELL, 10KV SURGE SUPPRESSOR	78	\$68.44
	FMM80HW-50BTS	FLOODMAX MEDIUM: 80W 347-480V WIDE 5000K BRONZE W/ TRUNNION SWIVEL MOUNT, 20KV SURGE SUPPRESSOR	8	\$22.55
	FML120UW-50BSKRPC	FLOODMAX: 120W, 120-277V, WIDE, 5000K, BRONZE, SLIPFITTER KNUCKLE MOUNT, NEMA 3-PIN PHOTOCELL RECEPTACLE, 10KV SURGE SUPPRESSOR	17	\$90.53
	FML120UW-50BTSRPC	FLOODMAX: 120W, 120-277V, WIDE, 5000K, BRONZE, TRUNNION SWIVEL MOUNT, NEMA 3-PIN PHOTOCELL RECEPTACLE, 10KV SURGE SUPPRESSOR	5	\$81.57
	FMX200UW-50BSKRPC	FLOODMAX: 200W, 120-277V, WIDE, 5000K, BRONZE, SLIPFITTER KNUCKLE MOUNT, NEMA 3-PIN PHOTOCELL RECEPTACLE, 10KV SURGE SUPPRESSOR	10	\$162.63












Must use promo code: EXCESSIVE4-24

Promo Valid Until 10.31.24 (or while supplies last)

OUTDOOR

Image	Item #	Description	Quantity	Promo Price
	FMX310HW-50BSKMS	FLOODMAX: 310W, 347-480V, WIDE, 5000K, BRONZE, SLIPFITTER KNUCKLE MOUNT, DAYLIGHT/MOTION SENSOR, 10KV SURGE SUPPRESSOR	8	\$60.66
	WCOP28U-CSBPC	WALLMAX COMPACT OPEN FACE WALL PACK - 28W, 120-277V, CCT SELECT 3/4/5K, BRONZE, PHOTOCELL	342	\$26.26
	WCOP40U-CSBPC	WALLMAX COMPACT OPEN FACE WALL PACK - 40W, 120-277V, CCT SELECT 3/4/5K, BRONZE, PHOTOCELL	278	\$29.31
	WCOP120U-WCSBPC	WALLMAX COMPACT OPEN FACE WALL PACK- WATT SELECTABLE (80/100/120W), 120-277V, CCT SELECT 3/4/5K, BRONZE, PHOTOCELL	78	\$46.44
















INDOOR

Image	Item #	Description	Quantity	Promo Price
	MLFP22G418CSCR/2PK	FLATMAX LED FLAT PANEL 2X2 GEN 4 18W, COLOR SELECT - 3500K, 4000K, 5000K - CONTROL READY - 2 PACK	2,434	\$32.40
	MLFP24G44040MS	FLATMAX LED FLAT PANEL 2X4 GEN 4 40W 4000K WITH MOTION SENSOR	134	\$57.83
	TRK22D20WCSCR	2X2 TROFFER RETROFIT KIT WATTAGE SELECT (20W, 25W, 30W) AND CCT SELECTABLE (3500K, 4000K, 5000K) - CONTROL READY	2963	\$30.18
	TRK22D1840CR	2X2 TROFFER RETROFIT KIT 18W 4000K - CONTROL READY	625	\$23.50
	MLFP24G44040MS	FLATMAX LED FLAT PANEL 2X4 GEN 4 40W 4000K WITH MOTION SENSOR	136	\$60.20
	MLFP14DI3635I	PENDANT PANEL 1'X4' 36W 3500K WHITE LENS INDIRECT/DIRECT LIGHT	498	\$46.17
	TRK22D2335	2X2 23W TROFFER RETROFIT KIT 3500K	991	\$8.92
	ML2LAMABN209CS	CEILING FIXTURE LED, MEDIUM, 14" ARCH, BRUSHED NICKEL, 20W 90 CRI, 2700K/3000K/3500K/ 4000K/5000K, 120V, TRIAC DIMMING	348	\$19.00
	LSVECO-4DU4050	BLHE GEN3 85W 0-10V DIMMING 120-277V FROSTED LENS 4000K WITH MOTION SENSOR	525	\$34.17
	BPHE2-U100CS	BPHE GEN 2 120-277V 100W CCT SELECT - 3500K, 4000K, 5000K WHITE FINISH	996	\$50.22
	ML7LA4S30BK	DESK LAMP LED 4W SLIM 3000K, USB PORT, BLACK FINISH	48,131	\$4.79
	ML7LA4S30WH	DESK LAMP LED 4W SLIM 3000K, USB PORT, WHITE FINISH	52,363	\$4.80

Must use promo code: EXCESSIVE4-24

Promo Valid Until 10.31.24 (or while supplies last)

LAMPS

Image	Item #	Description	Quantity	Promo Price
	12BR40DLED27/G3	12W DIMMABLE BR40 2700K G3	13,214	\$1.60
	6R20DV50	6W R20 DIMMABLE VALUE 5000K	7,506	\$0.48
	15P38WD27FL	15W PAR38 WET RATED DIM 2700K FLOOD	11,850	\$1.22
	15A21/3W927	15W LED A21 3-WAY 90+ CRI 2700K	5,581	\$1.87
	DTDE9A19NDCS	9W A19 DUSK TO DAWN NON DIM CCT SELECT	12,560	\$1.60
	21A21/3W50	21W LED A21 3-WAY 5000K	4,954	\$2.46
	13P38NDV30FL	13W PAR38 NDV 3000K FLOOD	5,638	\$1.34
	8MR16D7927NF25/JA8	8W LED MR16 12V GU5.3 DIM 75W REPLACEMENT 90+CRI 2700K 25 DEGREES NARROW FLOOD JA8	4,711	\$1.58
	G13KIT1	1-LAMP WIRING HARNESS FOR LED T8 - BYPASS UL TYPE-B	20,316	\$0.53
	G13KIT4	4-LAMP WIRING HARNESS FOR LED T8 - BYPASS UL TYPE-B	3,794	\$1.75
	L9.5T8DF435-CG	9.5W 4-FT DIRECTFIT LED T8 3500K COATED GLASS (UL-A)	7,939	\$0.49
	L10T8SDE440-NP1	10W 4-FT LED SINGLE-ENDED/ DOUBLE-ENDED BYPASS T8 4000K NANO PLASTIC (UL TYPE-B)	7,975	\$1.96
	L12.5T8SE440-CG	12.5W 4-FT LED T8 BYPASS 4000K COATED GLASS (UL-B)	38,820	\$2.09
	L13T8SE440-GB	13W 4-FT SINGLE-END POWER LED T8 4000K GLASS (UL-B)	25,769	\$1.57
	L14T8DE330-CG	14W 3-FT LED SINGLE/DOUBLE-ENDED BYPASS T8 3000K COATED GLASS (UL TYPE-B)	2,450	\$1.89

Must use promo code: EXCESSIVE4-24

Promo Valid Until 10.31.24 (or while supplies last)